


MODEL 2560

Vacuum Transfer Holder

Provides specimen protection during transfer to transmission electron microscopes





MODEL 2560

Vacuum Transfer Holder

Provides specimen protection during transfer to transmission electron microscopes.

- **An advanced mechanism retracts the specimen into the body of the holder, which seals and isolates the specimen from the surrounding atmosphere**
- **Ideal for sensitive specimens that can be altered by environmental conditions**
- **Optimized for transferring specimens under vacuum or in the presence of inert gas**
- **Provides a large field of view in transmission electron microscopes (TEMs) possessing a ST or wider gap pole piece**
- **Capable of tilting to $\pm 70^\circ$; can be used for tomography in microscopes with pole-piece gaps > 5 mm**
- **Accepts 3 mm specimens or specimen grids**

PLASMA CLEANING

Fischione recommends that you clean the specimen and specimen holder with its Model 1020 Plasma Cleaner or Model 1070 NanoClean before insertion into the TEM.

During collection of tomographic data, the electron beam will be on the same area of the specimen for an extended time. As a result, organic contamination may build up on the specimen. A plasma cleaning time of 10 seconds to 2 minutes removes the contamination. Longer cleaning times can remove contamination spots caused by previous TEM viewing of non-plasma cleaned specimens.

When not in use, the holder should be stored under vacuum in the supplied Fischione Model 9010 Vacuum Storage Container or the Model 9020 Vacuum Pumping Station (purchased separately).

Vacuum transfer for TEMs

The Model 2560 Vacuum Transfer Holder is a single-axis holder capable of tilting $\pm 70^\circ$ and is designed for room-temperature applications. The holder provides a large field of view in TEMs possessing a ST or wider gap pole piece.

Specimen protection from atmosphere

For specimen protection during transfer to the TEM, an advanced mechanism retracts the specimen into the body of the holder, which in turn seals and isolates the specimen from the

An advanced mechanism retracts the specimen into the holder body to isolate the specimen from the surrounding atmosphere

surrounding atmosphere. The holder is ideal for sensitive specimens that can be altered by environmental conditions; the

specimen can be transferred in the presence of vacuum or an inert gas environment.



Loading TEM specimens in vacuum or an inert atmosphere requires the use of a glove box; the Vacuum Transfer Holder is designed specifically for use with a glove box to ensure specimen protection and successful transfer to the TEM.

Simple specimen loading and transfer

To load a specimen, place the holder on the loading stand and open the specimen spring clamp with the clamp tool. Once the glove box is pumped, use tweezers to place the specimen in the holder. Retract the specimen within the holder; the spring clamp secures the specimen automatically without the need of the clamp tool. The specimen is now in a vacuum/an inert environment and ready for transfer to the TEM.

Accepts 3 mm specimen or grid

The holder tip accepts a 3 mm diameter TEM specimen or grid, which is secured with a spring



UNIQUE CLAMP DESIGN

The spring clamp holds the specimen or grid securely and is easily engaged with the provided clamp tool.

clamp. When engaged, the clamp provides a secure force on the edge of the specimen and maximizes specimen visibility, even at high-tilt angles.

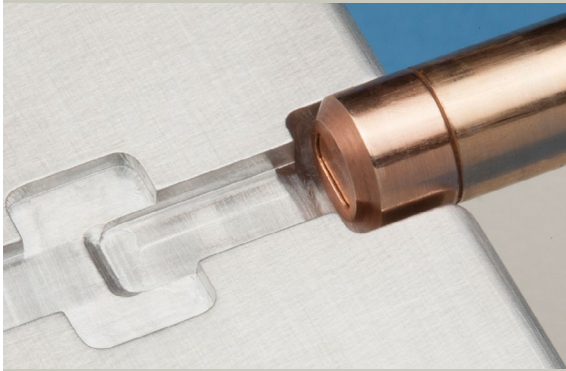

Gather tomographic data

The Vacuum Transfer Holder rotates $\pm 70^\circ$ and can be used to gather tomographic data in TEMs with a pole-piece gap > 5 mm.

Touch protection

Fischione's advanced tomography holders are compatible with the TEM's touch-alarm that

MODEL 2560 Vacuum Transfer Holder



SPECIMEN PROTECTION

Holder tip extended for specimen loading and unloading (top). Holder tip retracted for specimen transfer to microscope (bottom).

stops goniometer movement in the event that a pole touch occurs. Always be aware of the TEM's pole-piece configuration and follow the microscope manufacturer's recommendation for operating the goniometer at high-tilt angles.

Ordering information

All Fischione advanced tomography holders come with a dedicated loading stand for secure specimen handling, tools to assist in specimen loading and clamping, and a Fischione Model 9010 Vacuum Storage Container for storing the holder in a clean, vacuum environment.



E.A. Fischione Instruments, Inc.
9003 Corporate Circle
Export, PA 15632 USA
Tel: +1 724.325.5444
Fax: +1 724.325.5443
info@fischione.com
www.fischione.com

©2014 E.A. Fischione Instruments, Inc. All rights reserved.
Document Number PB2560 Revision 00 05/2014